


# BRANDSHIELD



BRAND WITH VERSATILITY AND STYLE, ADDING THE GLEAM OF METALLIC TO YOUR CUSTOMIZED PATCH


## 1 SELECT YOUR **BRANDSHIELD** BASE MATERIAL



CUSTOMIZE YOUR PATCH TO ONE OF THESE SIX OPTIONS IN RICH VINYL

## 2 SELECT YOUR **THREAD COLOR**

THERE ARE SEVEN DIFFERENT AVAILABLE METALLIC THREAD COLORS TO CHOOSE FROM TO COORDINATE YOUR STITCH COLOR WITH YOUR BASE COLOR. YOU CAN ALSO OPT FOR THREAD COLOR FROM OUR BRANDPATCH LINE FOR A CONTRASTING STITCH EFFECT.



## 3 CHOOSE FROM OUR FIVE STANDARD **SHAPES**



CIRCLE



CREST



HEXAGON



SQUARE



RECTANGULAR

NOTE: PLEASE PROVIDE A DIE LINE THAT IS 1/8" AWAY FROM YOUR LOGO

## 4 SELECT YOUR **BACKGROUND COLOR**

CHOOSE FROM OUR SELECTION OF 4CP PATTERNS OR SOLID COLORS ON OUR WEBSITE. PRINT THE BACKGROUND ON YOUR BASE MATERIAL




\*4CP PRINTED ART WILL HAVE A METALLIC FINISH AND PRINTED COLORS MAY CHANGE DEPENDING ON YOUR CHOSEN BASE MATERIAL COLOR.



## 5 SELECT YOUR **STAMPING PATTERN**

CHOOSE FROM OUR COLLECTION OF TEXTURED STAMPING PATTERNS



## 6 SELECT YOUR **LOCATION**

